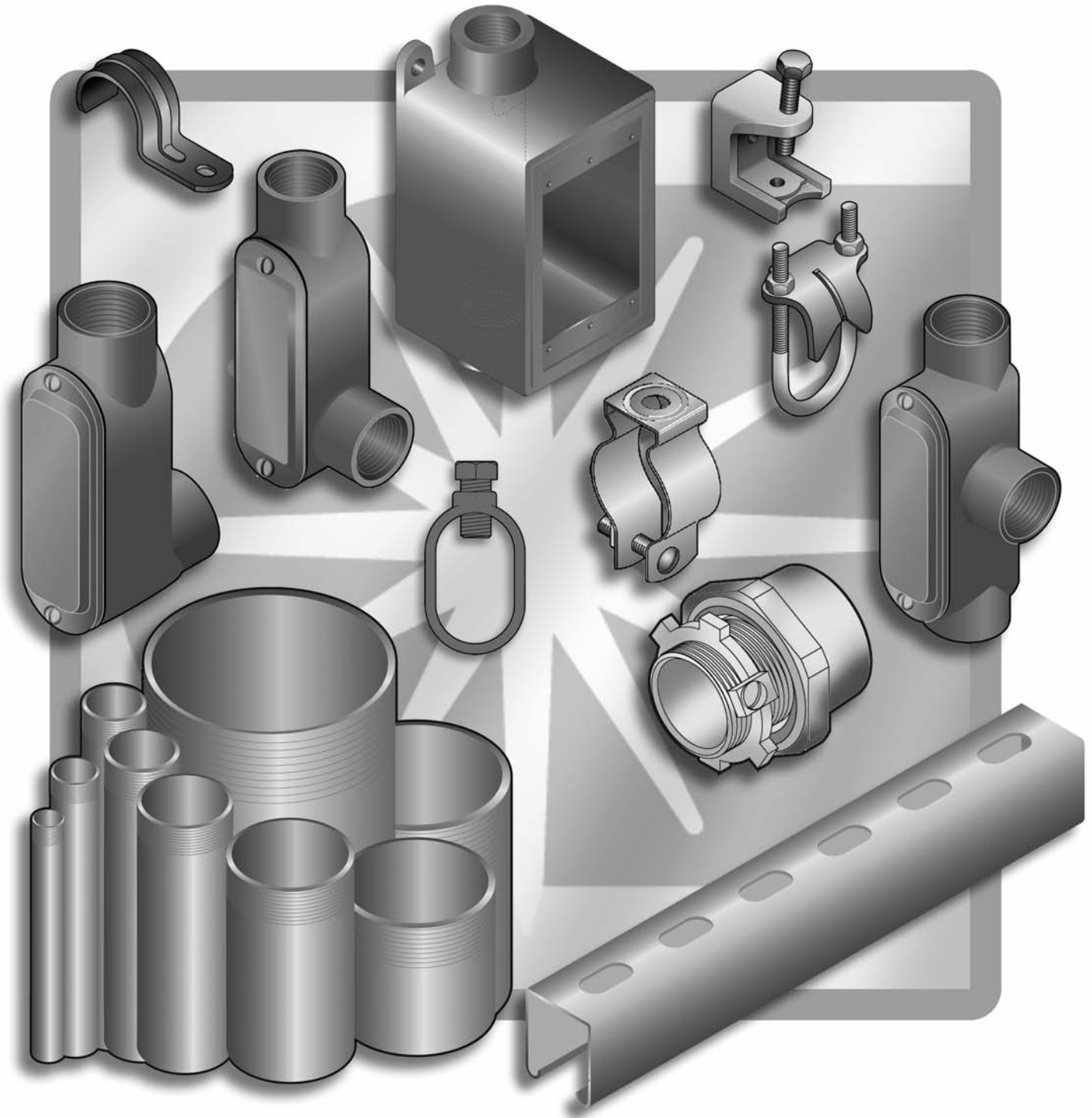


GIBSON STAINLESS & SPECIALTY INC

PO Box 847 * Greensburg, PA 15601-0847 * Phone (724) 838-8320 * Fax (724) 838-1544



100% STAINLESS

www.gibsonstainless.com



PRICE LIST 115
3/01/10

Contents

Item	Page
New Products	3
2 Piece Pipe Clamps	13
90 Degree Angles	14
Beam Clamp, 2100 Series	12
Beam Clamp, 2000 Series.....	11
Channel Nuts.....	13
Conduit	18
Conduit Bodies	5
Conduit Elbows.....	19
Conduit Hangers.....	12
Conduit Nipples	19
Couplings.....	19
Device Boxes.....	4
Device Box Covers.....	4
Fender Washers	17
Flat Washer	17
Ground Rod Clamp	15
Grounding Hub	6
Grounding Locknut	6
Grounding Rod	15
Hex Head Cap Screw.....	16
Hex Head Plugs	7
Hex Nut.....	16
Hubs	6
Junior Top Beam Clamp	11
Lock Washer.....	16
Locknuts	6
One Hole Straps.....	10
Parallel Clamps.....	11
Plates.....	14
Reducing Bushings.....	7
Right Angle Beam Clamp for Strut	13
Right Angle Clamps	11
Rod Coupling.....	14
Slotted Machine Screw.....	16
Square Washers	14
Strut	13
Threaded Rod.....	14
Three Piece Coupling.....	19
Two Hole Straps	10
U-bolt Plates	8,9
U-bolts.....	8,9
Wedge Anchors	17

Terms & Conditions

All orders must be placed through a distributor authorized by Gibson Stainless & Specialty, Inc.

PAYMENT TERMS:

2/10, NET 30

MINIMUM ORDER:

\$100 List

ORDERS:

All orders are subject to acceptance by Gibson Stainless & Specialty, Inc.

GUARANTEE:

All Gibson Stainless & Specialty, Inc. products are guaranteed to be free of defects in material and workmanship for a period of one year from shipment date. Guarantee shall be for replacement of parts only. No further warranties exist, expressed or implied.

FREIGHT POLICY:

Conduit:

Consult Factory for Conduit Freight Policy

Fittings:

All orders that meet minimum billing are freight allowed, UPS Ground or common carrier, within the 48 contiguous states.

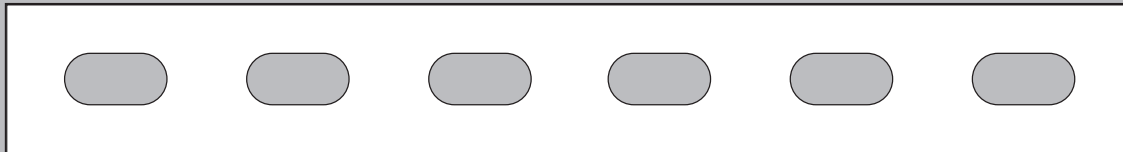
Combined Conduit and Fittings:

Consult Factory for Freight Policy

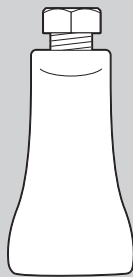
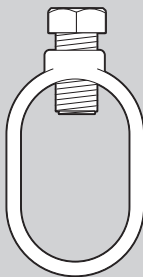
RETURN POLICY:

Returns may not be made without prior factory approval and issuance of a RGA. Restocking charges will apply. Returns will not be accepted from jobsite.

NEW PRODUCTS FOR 2010

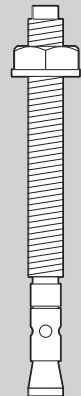


Strut
(See page 13)



**Ground
Rod Clamp**
(See page 15)

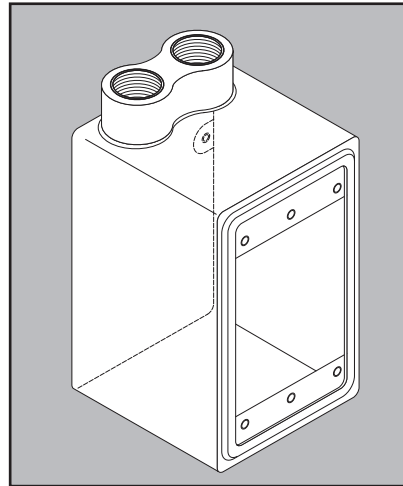
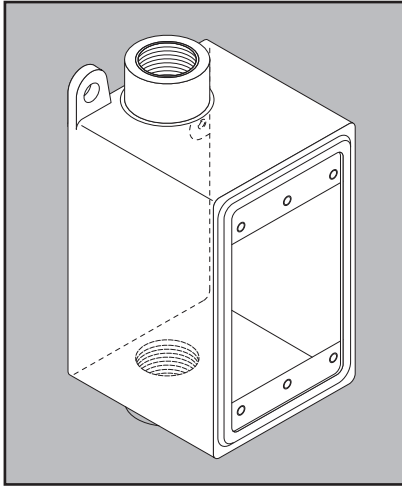
Wedge Anchor
(See page 17)



New Sizes Available in the Following Product Groups:

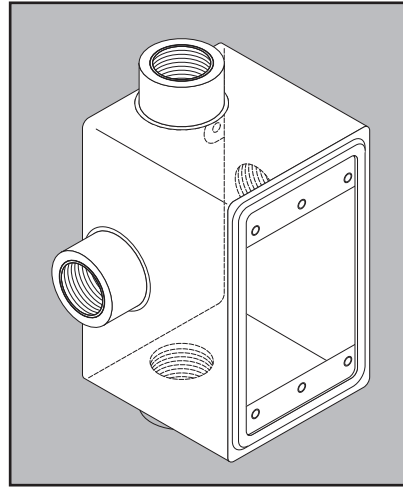
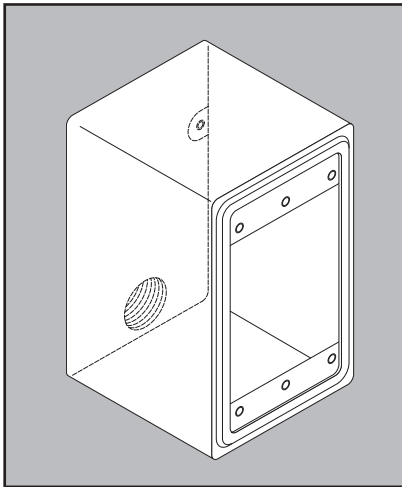
- T Conduit Bodies
- LB Conduit Bodies
- TB Conduit Bodies
 - Hubs
- Grounding Hubs
- Locknuts
- Grounding Locknuts
- Hex Head Reducing Bushings
- Hex Head Plugs
- Right Angle Clamps
- Conduit Hangers
- Conduit Couplings
 - Elbows
 - Nipples

Device Box



Part Number	Conduit Size	Style	Material	Price/Each (\$)
FDC75	3/4 in	Form 8	CF8M / 316 SS	172.00

Part Number	Conduit Size	Style	Material	Price/Each (\$)
FDS75	3/4 in	Form 8	CF8M / 316 SS	172.00



Part Number	Conduit Size	Style	Material	Price/Each (\$)
FDA75	3/4 in	Form 8	CF8M / 316 SS	166.00

Part Number	Conduit Size	Style	Material	Price/Each (\$)
FDX75	3/4 in	Form 8	CF8M / 316 SS	166.00

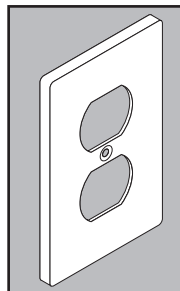
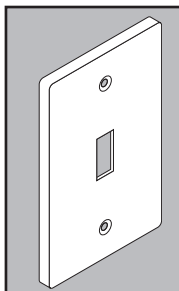
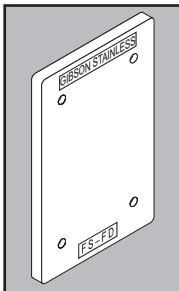
Covers

BLANK

SWITCH

RECEPTACLE

Available in cast and formed



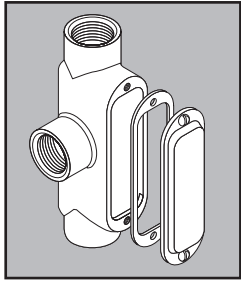
Part Number	Description	Material	Price/Each (\$)
7000-BC	Blank Cast Cover	CF8M / 316 SS	43.00
7000-BF	Blank Formed Cover	316 SS	22.00
7000-SF	Switch Formed Cover	316 SS	22.00
7000-RF	Receptacle Formed Cover	316 SS	22.00

NOTE: Supplied with molded gasket and 316SS screws.

NOTE: Wet locations when used with Gasket

NOTE: Dry location only

NOTE: Dry location only



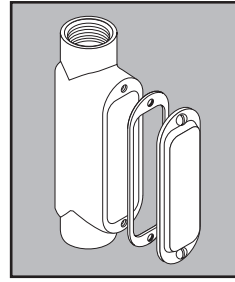
T Conduit Body

NEW SIZES AVAILABLE NOW



Part Number	Conduit Size	Style	Material	Price Each (\$)
7050T	½ in.	Form 8	CF8M/316 SS	142.00
7075T	¾ in.	Form 8	CF8M/316 SS	157.00
7100T	1 in.	Form 8	CF8M/316 SS	178.00
7125T	1-¼ in.	Form 8	CF8M/316 SS	*
7150T	1-½ in.	Form 8	CF8M/316 SS	284.00
7200T	2 in.	Form 8	CF8M/316 SS	342.00
7300T	3 in.	Form 8	CF8M/316 SS	907.00
7400T	4 in.	Form 8	CF8M/316 SS	*

NOTE: Supplied complete with 316SS stamped cover, neoprene gasket and 316SS screws
* Consult factory for pricing.

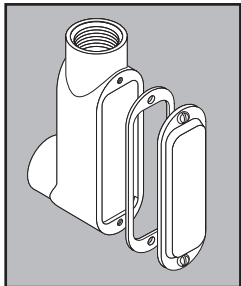


C Conduit Body



Part Number	Conduit Size	Style	Material	Price Each (\$)
7050C	½ in.	Form 8	CF8M/316 SS	133.00
7075C	¾ in.	Form 8	CF8M/316 SS	139.00
7100C	1 in.	Form 8	CF8M/316 SS	153.00

NOTE: Supplied complete with 316SS stamped cover, neoprene gasket and 316SS screws



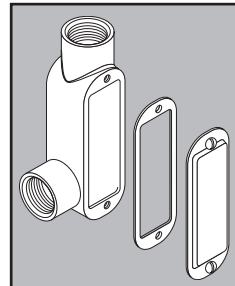
LB Conduit Body

NEW SIZES AVAILABLE NOW



Part Number	Conduit Size	Style	Material	Price Each (\$)
7050LB	½ in.	Form 8	CF8M/316 SS	129.00
7075LB	¾ in.	Form 8	CF8M/316 SS	135.00
7100LB	1 in.	Form 8	CF8M/316 SS	148.00
7125LB	1-¼ in.	Form 8	CF8M/316 SS	*
7150LB	1-½ in.	Form 8	CF8M/316 SS	248.00
7200LB	2 in.	Form 8	CF8M/316 SS	311.00
7300LB	3 in.	Form 8	CF8M/316 SS	840.00
7400LB	4 in.	Form 8	CF8M/316 SS	*

NOTE: Supplied complete with 316SS stamped cover, neoprene gasket and 316SS screws
* Consult factory for pricing.

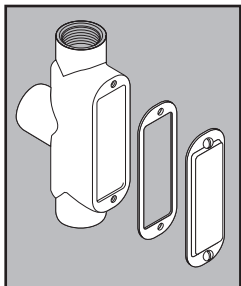


LL Conduit Body



Part Number	Conduit Size	Style	Material	Price Each (\$)
7075LL	¾ in.	Form 8	CF8M/316 SS	129.00
7100LL	1 in.	Form 8	CF8M/316 SS	146.00

NOTE: Supplied complete with 316SS stamped cover, neoprene gasket and 316SS screws



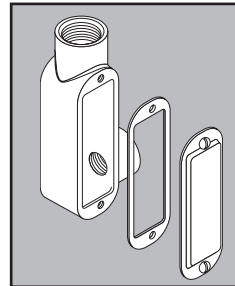
TB Conduit Body

NEW SIZE AVAILABLE NOW



Part Number	Conduit Size	Style	Material	Price Each (\$)
7075TB	¾ in.	Form 8	CF8M/316 SS	157.00
7100TB	1 in.	Form 8	CF8M/316 SS	178.00
7125TB	1-¼ in.	Form 8	CF8M/316 SS	*
7150TB	1-½ in.	Form 8	CF8M/316 SS	284.00
7200TB	2 in.	Form 8	CF8M/316 SS	342.00

NOTE: Supplied complete with 316SS stamped cover, neoprene gasket and 316SS screws
* Consult factory for pricing.



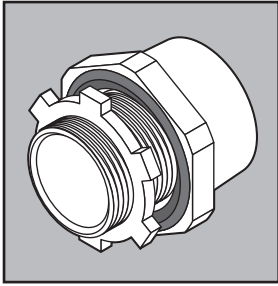
LR Conduit Body



Part Number	Conduit Size	Style	Material	Price Each (\$)
7075LR	¾ in.	Form 8	CF8M/316 SS	129.00
7100LR	1 in.	Form 8	CF8M/316 SS	146.00

NOTE: Supplied complete with 316SS stamped cover, neoprene gasket and 316SS screws

Hub

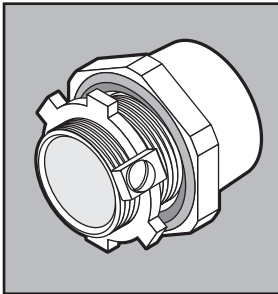


Part Number	Conduit Size	Weight/100 (lbs)	Material	Price/Each (\$)
7050-HUB	½ in.	20	CF8M/316 SS	60.00
7075-HUB	¾ in.	31	CF8M/316 SS	64.00
7100-HUB	1 in.	45	CF8M/316 SS	72.00
7125-HUB	1-¼ in.	—	CF8M/316 SS	*
7150-HUB	1-½ in.	91	CF8M/316 SS	99.00
7200-HUB	2 in.	122	CF8M/316 SS	114.00
7300-HUB	3 in.	289	CF8M/316 SS	177.00
7400-HUB	4 in.	375	CF8M/316 SS	220.00**

NEW SIZES AVAILABLE NOW

* Consult rep. or factory for pricing. ** Consult rep. or factory for availability.

Grounding Hub

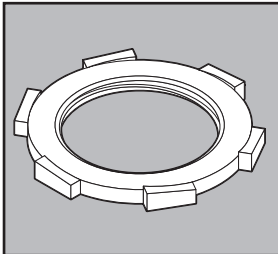


Part Number	Conduit Size	Weight/100 (lbs)	Material	Price/Each (\$)
7050-G-HUB	½ in.	20	CF8M/316 SS	73.00
7075-G-HUB	¾ in.	21	CF8M/316 SS	79.00
7100-G-HUB	1 in.	45	CF8M/316 SS	88.00
7125-G-HUB	1-¼ in.	—	CF8M/316 SS	*
7150-G-HUB	1-½ in.	92	CF8M/316 SS	113.00
7200-G-HUB	2 in.	123	CF8M/316 SS	133.00
7300-G-HUB	3 in.	290	CF8M/316 SS	186.00
7400-G-HUB	4 in.	376	CF8M/316 SS	231.00**

NEW SIZES AVAILABLE NOW

* Consult rep. or factory for pricing. ** Consult rep. or factory for availability.

Locknut

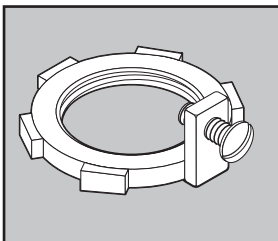


Part Number	Conduit Size	Weight/100 (lbs)	Material	Price/100 (\$)
8050	½ in.	2	316 SS	648.00
8075	¾ in.	3	316 SS	690.00
8100	1 in.	5	316 SS	730.00
8125	1-¼ in.	—	CF8M/316 SS	*
8150	1-½ in.	10	CF8M/316 SS	1,509.00
8200	2 in.	21	CF8M/316 SS	1,756.00
8300	3 in.	45	CF8M/316 SS	5,400.00
8400	4 in.	60	CF8M/316 SS	7,000.00**

NEW SIZES AVAILABLE NOW

* Consult rep. or factory for pricing. ** Consult rep. or factory for availability.

Grounding Locknut

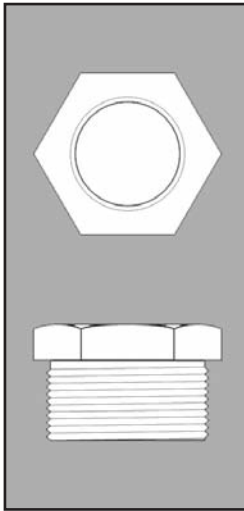


Part Number	Conduit Size	Weight/100 (lbs)	Material	Price/100 (\$)
8050-G	½ in.	3	CF8M/316 SS	1,600.00
8075-G	¾ in.	4	CF8M/316 SS	1,700.00
8100-G	1 in.	6	CF8M/316 SS	1,900.00
8125-G	1-¼ in.	—	CF8M/316 SS	*
8150-G	1-½ in.	12	CF8M/316 SS	2,100.00
8200-G	2 in.	23	CF8M/316 SS	2,500.00
8300-G	3 in.	46	CF8M/316 SS	6,200.00
8400-G	4 in.	61	CF8M/316 SS	8,000.00**

NEW SIZES AVAILABLE NOW

* Consult rep. or factory for pricing. ** Consult rep. or factory for availability.

Hex Head Reducing Bushings



Part Number	Size (In.)	Material	Price/100 (\$)
7500RB	1/2 x 1/4	316 SS	658.00
7500RB	1/2 x 3/8	316 SS	700.00
7500RB	3/4 x 1/4	316 SS	911.00
7500RB	3/4 x 3/8	316 SS	955.00
7500RB	3/4 x 1/2	316 SS	999.00
7500RB	1 x 1/4	316 SS	1,085.00
7500RB	1 x 3/8	316 SS	1,116.00
7500RB	1 x 1/2	316 SS	1,155.00
7500RB	1 x 3/4	316 SS	1,437.00
7500RB	1-1/4 x 1/2	316 SS	2,016.00
7500RB	1-1/4 x 3/4	316 SS	2,133.00
7500RB	1-1/4 x 1	316 SS	2,167.00
7500RB	1-1/2 x 1/2	316 SS	2,231.00
7500RB	1-1/2 x 3/4	316 SS	2,250.00
7500RB	1-1/2 x 1	316 SS	2,283.00
7500RB	1-1/2 x 1-1/4	316 SS	2,320.00
7500RB	2 x 1/2	316 SS	4,272.00
7500RB	2 x 3/4	316 SS	4,481.00
7500RB	2 x 1	316 SS	4,648.00

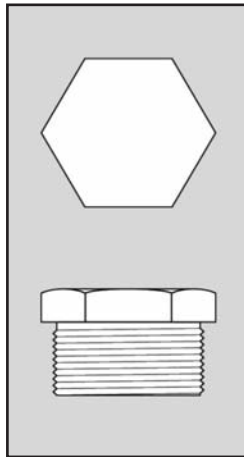
Part Number	Size (In.)	Material	Price/100 (\$)
7500RB	2 x 1-1/4	316 SS	4,747.00
7500RB	2 x 1-1/2	316 SS	4,877.00
7500RB	2-1/2 x 1/2	316 SS	5,532.00
7500RB	2-1/2 x 3/4	316 SS	5,826.00
7500RB	2-1/2 x 1	316 SS	5,930.00
7500RB	2-1/2 x 1-1/4	316 SS	6,033.00
7500RB	2-1/2 x 1-1/2	316 SS	6,083.00
7500RB	2-1/2 x 2	316 SS	6,133.00
7500RB	3 x 1	316 SS	7,656.00
7500RB	3 x 1-1/4	316 SS	7,921.00
7500RB	3 x 1-1/2	316 SS	7,975.00
7500RB	3 x 2	316 SS	8,017.00
7500RB	3 x 2-1/2	316 SS	8,167.00
7500RB	4 x 1-1/4	316 SS	10,137.00
7500RB	4 x 1-1/2	316 SS	10,232.00
7500RB	4 x 2	316 SS	10,328.00
7500RB	4 x 2-1/2	316 SS	10,423.00
7500RB	4 x 3	316 SS	10,567.00

NOTE: Import

NOTE: When ordering 7500 series reducing bushing please state part# and size.
Example: 7500RB - 3/4 x 1/2

**NEW
SIZES
AVAILABLE
NOW**

Hex Head Plug

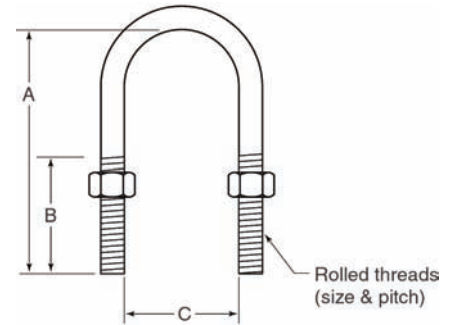
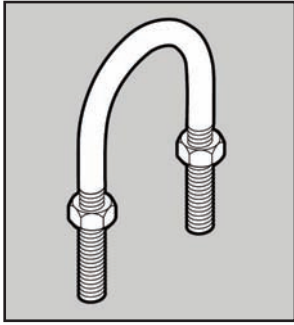


Part Number	Size (In.)	Material	Price/100 (\$)
7050P	1/2 in.	316 SS	523.00
7075P	3/4 in.	316 SS	778.00
7100P	1 in.	316 SS	973.00
7125P	1-1/4 in.	316 SS	1,384.00
7150P	1-1/2 in.	316 SS	1,308.00
7200P	2 in.	316 SS	3,826.00
7250P	2-1/2 in.	316 SS	6,179.00
7300P	3 in.	316 SS	7,949.00
7400P	4 in.	316 SS	12,604.00

NOTE: Import

**NEW
SIZES
AVAILABLE
NOW**

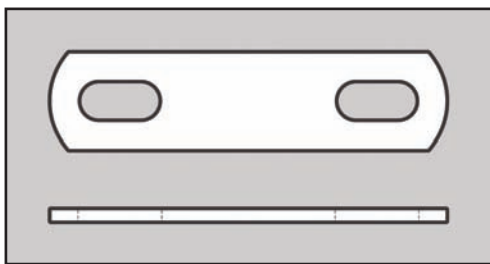
U-Bolt



U-bolt Part Number	Pipe/Rigid Conduit	Load Rating	Weight/100 (lbs.)	Material	Price/100 (\$)
0050	1/2 in.	950	13	316 SS	423.00
0075	3/4 in.	950	14	316 SS	431.00
0100	1 in.	950	15	316 SS	444.00
0125	1-1/4 in.	950	16	316 SS	459.00
0150	1-1/2 in.	950	18	316 SS	475.00
0200	2 in.	1250	30	316 SS	658.00
0250	2-1/2 in.	1250	34	316 SS	707.00
0300	3 in.	1250	38	316 SS	758.00
0350	3-1/2 in.	1250	40	316 SS	799.00
0400	4 in.	1250	45	316 SS	854.00
0500	5 in.	2250	85	316 SS	1,868.00
0600	6 in.	3550	172	316 SS	3,471.00
0800	8 in.	3550	210	316 SS	5,555.00
01000	10 in.	5250	455	316 SS	8,712.00
01200	12 in.	7500	680	316 SS	12,958.00
01400	14 in.	7500	690	316 SS	19,924.00
01600	16 in.	7500	760	316 SS	28,316.00
01800	18 in.	9900	1150	316 SS	41,166.00
02000	20 in.	9900	1250	316 SS	57,159.00

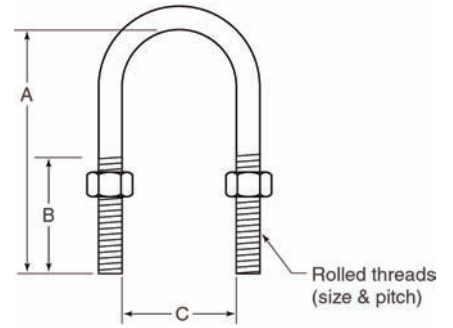
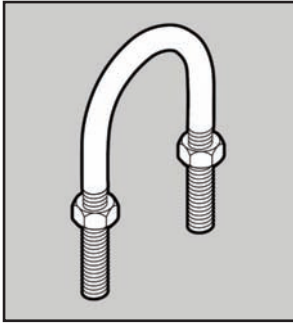
Part Number	Dimensions (Inches)			Size & Pitch
	A	B	C	
0050	2.41	1.50	0.94	5/16 - 18
0075	2.73	1.50	1.15	5/16 - 18
0100	3.04	1.50	1.41	5/16 - 18
0125	3.16	1.50	1.76	5/16 - 18
0150	3.48	1.50	2.00	5/16 - 18
0200	4.30	1.75	2.49	3/8 - 16
0250	4.80	1.75	2.99	3/8 - 16
0300	5.36	1.75	3.61	3/8 - 16
0350	5.80	1.75	4.11	3/8 - 16
0400	6.50	1.75	4.61	3/8 - 16
0500	7.75	3.00	5.63	1/2 - 13
0600	9.50	3.50	6.75	5/8 - 11
0800	11.50	3.75	8.75	5/8 - 11
01000	13.75	4.00	10.88	3/4 - 10
01200	16.00	4.25	12.88	7/8 - 9
01400	17.32	4.25	14.12	7/8 - 9
01600	19.32	4.25	16.12	7/8 - 9
01800	21.69	4.75	18.12	1 - 8
02000	23.69	4.75	20.12	1 - 8

U-Bolt Plate



U-bolt Plate Part Number	Use w/Gibson Part Number	Nominal Size	Width (in.)	Length (in.)	Material	Price/100 (\$)
UBP0050	0050	1/2 in.	0.75	2.19	316 SS	252.00
UBP0075	0075	3/4 in.	0.75	2.40	316 SS	258.00
UBP0100	0100	1 in.	0.75	2.66	316 SS	262.00
UBP0125	0125	1-1/4 in.	0.75	3.01	316 SS	269.00
UBP0150	0150	1-1/2 in.	0.75	3.25	316 SS	275.00
UBP0200	0200	2 in.	1.00	4.12	316 SS	381.00
UBP0250	0250	2-1/2 in.	1.00	5.00	316 SS	407.00
UBP0300	0300	3 in.	1.00	5.24	316 SS	442.00
UBP0350	0350	3-1/2 in.	1.00	5.74	316 SS	471.00
UBP0400	0400	4 in.	1.00	6.24	316 SS	497.00
UBP0500	0500	5 in.	1.25	7.13	316 SS	1,173.00
UBP0600	0600	6 in.	1.63	8.63	316 SS	2,085.00
UBP0800	0800	8 in.	1.63	10.63	316 SS	2,515.00
UBP01000	01000	10 in.	1.63	13.25	316 SS	3,497.00
UBP01200	01200	12 in.	2.50	15.25	316 SS	4,834.00
UBP01400	01400	14 in.	2.50	19.00	316 SS	7,115.00
UBP01600	01600	16 in.	2.50	21.00	316 SS	7,378.00
UBP01800	01800	18 in.	2.50	23.25	316 SS	8,474.00
UBP02000	02000	20 in.	2.50	25.25	316 SS	9,152.00

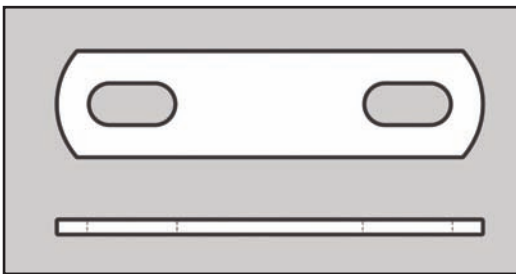
U-Bolt - Figure 137 Style



Part Number	Pipe Size (Inches)	Load Rating (lbs.)	Thread Size	Dimensions (inches)			Price/100 (\$)
				A	B	C	
0050-137	1/2	485	1/4-20	3-7/32	2-1/8	1-1/16	303.00
0075-137	3/4	485	1/4-20	3-7/16	2-1/8	1-1/8	316.00
0100-137	1	485	1/4-20	3-7/16	2-1/8	1-3/8	323.00
0125-137	1-1/4	1220	3/8-16	3-23/32	2-1/8	1-11/16	501.00
0150-137	1-1/2	1220	3/8-16	4	2-1/2	2	725.00
0200-137	2	1220	3/8-16	4-19/32	2-1/2	2-7/16	774.00
0250-137	2-1/2	2260	1/2-13	5-7/32	3	2-15/16	1,415.00
0300-137	3	2260	1/2-13	5-25/32	3	3-9/16	1,559.00
0350-137	3-1/2	2260	1/2-13	6-9/32	3	4-1/16	1,756.00
0400-137	4	2260	1/2-13	6-25/32	3	4-9/16	1,810.00

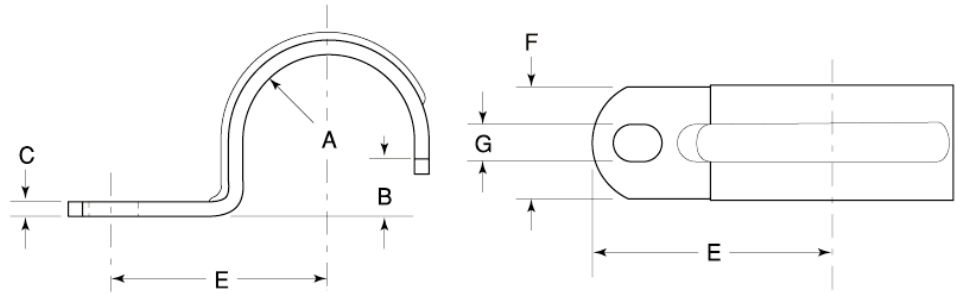
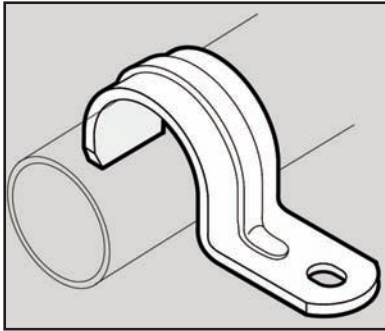
NOTE: Sizes through 4" are priced with one nut on each leg.

U-Bolt Plate - Figure 137 Style



Part Number	Use w/Gibson Part Number	Price/100 (\$)
P50-137	0050-137	251.00
P75-137	0075-137	258.00
P100-137	0100-137	262.00
P125-137	0125-137	337.00
P150-137	0150-137	342.00
P200-137	0200-137	381.00
P250-137	0250-137	510.00
P300-137	0300-137	553.00
P350-137	0350-137	587.00
P400-137	0400-137	621.00

One Hole Strap

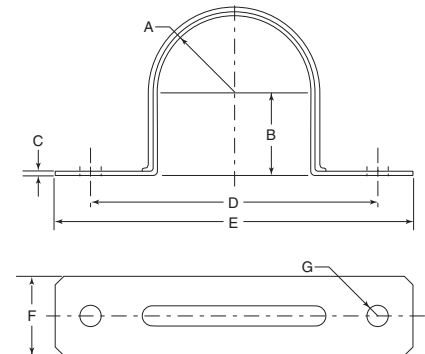
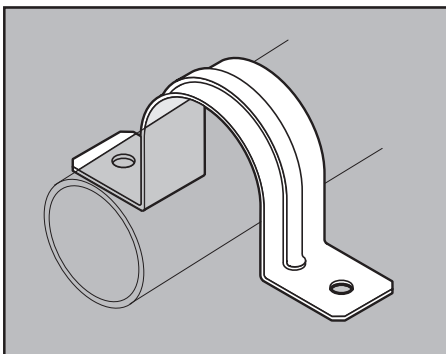


Part Number	Pipe / Rigid Conduit	Weight/ 100 (lbs.)	Material	Price/ 100 (\$)
3050	1/2 in.	4	316 SS	100.00
3075	3/4 in.	5	316 SS	140.00
3100	1 in.	7	316 SS	204.00
3125	1-1/4 in.	10	316 SS	285.00
3150	1-1/2 in.	14	316 SS	384.00
3200	2 in.	20	316 SS	474.00
3250	2-1/2 in.	42	316 SS	951.00
3300	3 in.	51	316 SS	1,277.00
3350	3-1/2 in.	70	316 SS	1,676.00
3400	4 in.	78	316 SS	1,860.00

Part Number	Dimensions (Inches)						
	A	B	C	D	E	F	G
3050	.420	.390	.075	.937	1.375	.625	.250
3075	.525	.500	.090	1.031	1.562	.750	.250
3100	.655	.620	.090	1.125	1.812	.875	.312
3125	.830	.800	.100	1.500	2.000	.875	.375
3150	.950	.920	.125	1.875	2.500	1.000	.437
3200	1.185	1.150	.125	2.125	2.750	1.125	.562
3250	1.437	1.400	.150	2.562	3.312	1.250	.562
3300	1.750	1.700	.150	2.875	3.625	1.250	.562
3350	2.000	1.950	.180	3.250	4.000	1.250	.562
3400	2.250	2.200	.180	3.500	4.250	1.250	.562

Clamp Back Spacers available in sizes 1/2" through 2". Contact factory for price and availability.

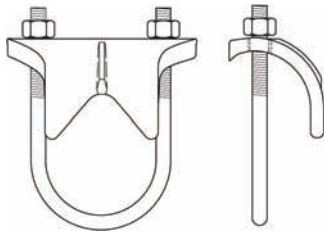
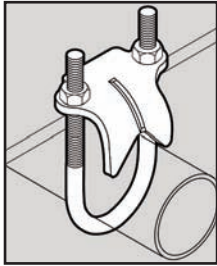
Two Hole Strap



Part Number	Pipe / Rigid Conduit	Weight/ 100 (lbs.)	Material	Price/ 100 (\$)
3038-2	3/8 in.	2	316 SS	53.00
3050-2	1/2 in.	2	316 SS	64.00
3075-2	3/4 in.	3	316 SS	85.00
3100-2	1 in.	4	316 SS	148.00
3125-2	1-1/4 in.	6	316 SS	201.00
3150-2	1-1/2 in.	9	316 SS	329.00
3200-2	2 in.	12	316 SS	371.00
3250-2	2-1/2 in.	16	316 SS	413.00
3300-2	3 in.	20	316 SS	604.00
3350-2	3-1/2 in.	29	316 SS	742.00
3400-2	4 in.	32	316 SS	965.00

Part Number	Size	Dimensions (Inches)						
		A	B	C	D	E	F	G
3038-2	3/8	.35	.32	.024-.030	1.56	2.00	.50	.188
3050-2	1/2	.42	.39	.024-.030	1.78	2.25	.56	.188
3075-2	3/4	.52	.50	.024-.030	2.18	2.62	.62	.188
3100-2	1	.65	.62	.033-.038	2.53	3.20	.75	.250
3125-2	1-1/4	.83	.80	.033-.038	3.16	4.00	.87	.250
3150-2	1-1/2	.95	.92	.043-.050	3.37	4.20	.93	.250
3200-2	2	1.18	1.15	.043-.050	4.25	5.12	1.00	.375
3250-2	2-1/2	1.43	1.40	.053-.060	4.95	5.87	1.00	.375
3300-2	3	1.75	1.70	.053-.060	5.50	6.50	1.00	.375
3250-2	3-1/2	2.00	1.95	.068-.075	6.18	7.12	1.00	.437
3400-2	4	2.25	2.20	.068-.075	6.81	7.75	1.00	.437

Right Angle Clamp

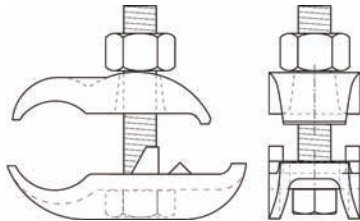
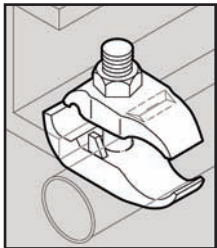


**NEW
SIZE
AVAILABLE
NOW**

Part Number	Pipe/ Rigid Conduit	Weight/ 100 (lbs.)	Material	Price/ 100 (\$)
1050	1/2 in.	34	CF8M/316 SS	1,444.00
1075	3/4 in.	36	CF8M/316 SS	1,575.00
1100	1 in.	44	CF8M/316 SS	1,605.00
1125	1-1/4 in.	51	CF8M/316 SS	2,018.00
1150	1-1/2 in.	61	CF8M/316 SS	2,345.00
1200	2 in.	97	CF8M/316 SS	3,035.00
1250	2-1/2 in.	125	CF8M/316 SS	3,638.00
1300	3 in.	148	CF8M/316 SS	4,214.00
1350	3-1/2 in.	163	CF8M/316 SS	4,482.00
1400	4 in.	178	CF8M/316 SS	4,845.00
1600	6 in.	351	CF8M/316 SS	12,400.00

NOTE: Design allows for pipe diameter variations; will fit PVC-coated conduit.

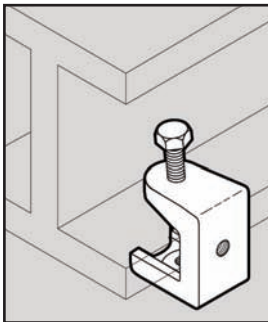
Parallel Clamp



Part Number	Pipe/ Rigid Conduit	Weight/ 100 (lbs.)	Material	Price/ 100 (\$)
4075	3/4 in.	58	CF8M/316 SS	2,949.00
4100	1 in.	60	CF8M/316 SS	3,190.00

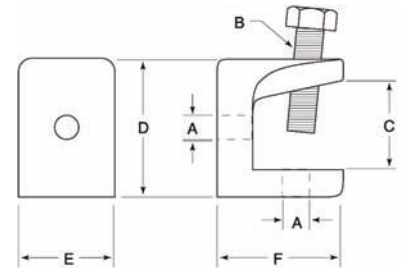
NOTE: Design allows for pipe diameter variations; will fit PVC-coated conduit.

2000 Series Beam Clamp



Part Number	Load Rating*	Weight/ 100 (lbs.)	Material	Price/ 100 (\$)
2001	150	25	CF8M/316 SS	1,253.00
2003	750	80	CF8M/316 SS	2,436.00
2004	1,100	148	CF8M/316 SS	3,570.00

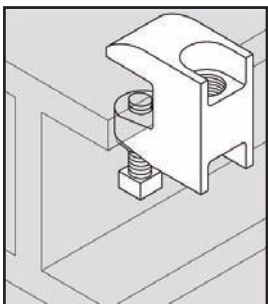
Based on upright installation, as shown from bottom attachment hole.



Dimensions (Inches)

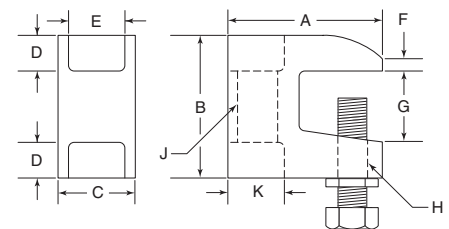
Part Number	A	B	C	D	E	F
2001	1/4-20	5/16-18	7/8	1 3/8	1	1 5/16
2003	3/8-16	1/2-13	1 3/16	1 7/8	1 7/8	2
2004	1/2-13	5/8-11	1 3/16	2 3/16	2 1/8	2 1/4

Junior Top Beam Clamp



Part Number	Load Rating*	Weight/ 100 (lbs.)	Material	Price/ 100 (\$)
JTB375	750	32	CF8M/316 SS	1,760.00
JTB500	750	32	CF8M/316 SS	1,820.00

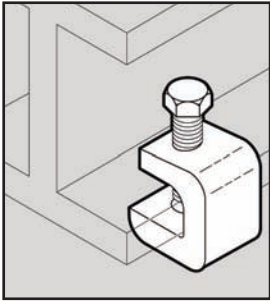
NOTE: Supplied with 304SS, 1 set screw and nut.



Dimensions (Inches)

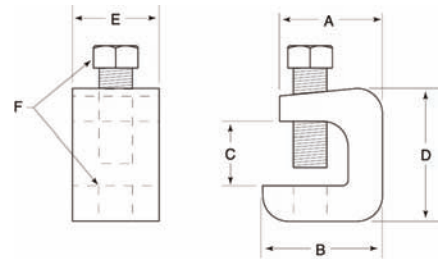
Part Number	A	B	C	D	E	F	G	H	J
JTB375	1.625	1.500	0.812	0.375	0.592	0.125	0.750	3/8-16	3/8-16
JTB500	1.625	1.500	0.812	0.375	0.592	0.125	0.750	3/8-16	1/2-13

2100 Series Beam Clamp



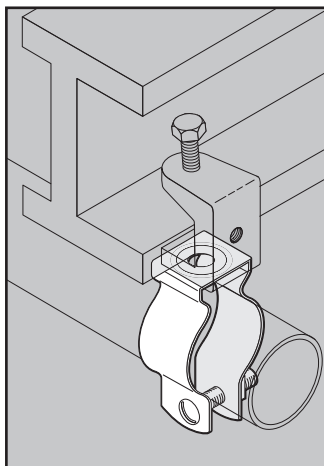
Part Number	Load Rating*	Weight/ 100 (lbs.)	Material	Price/ 100 (\$)
2103	400	45	316 SS	1,458.00
2104	600	55	316 SS	1,726.00

Based on upright installation, as shown from bottom attachment hole.



Part Number	Dimensions (Inches)					
	A	B	C	D	E	F
2103	1½	1¾	7/8	17/8	1	3/8-16
2104	1½	1¾	7/8	17/8	1	1/2-13

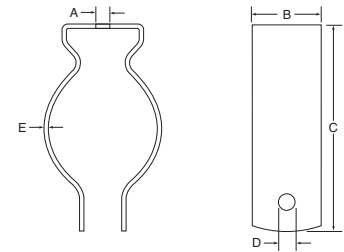
Conduit Hanger



Part Number	Pipe/Rigid Conduit	Weight/ 100 (lbs.)	Material	Price/ 100 (\$)
6050	½ in.	7	316 SS	229.00
6075	¾ in.	9	316 SS	246.00
6100	1 in.	10	316 SS	272.00
6125	1-¼ in.	11	316 SS	330.00
6150	1-½ in.	18	316 SS	392.00
6200	2 in.	26	316 SS	445.00
6250	2-½ in.	33	316 SS	660.00
6300	3 in.	40	316 SS	803.00
6400	4 in.	49	316 SS	1,133.00

NOTE: Supplied complete with 316SS nut and screw

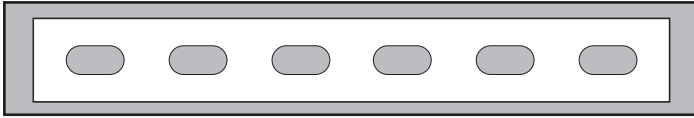
NOTE: 2-½, 3 and 4 size is supplied complete with 316SS nut and carriage bolt



**NEW
SIZES
AVAILABLE
NOW**

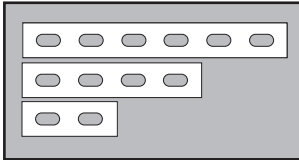
Part Number	Dimensions (Inches)				
	A	B	C	D	E
6050	0.255	0.750	1.90	0.275	0.050
6075	0.255	0.875	2.10	0.275	0.050
6100	0.255	0.875	2.40	0.275	0.050
6125	0.255	0.875	2.80	0.275	0.050
6150	0.320	1.00	3.25	0.275	0.060
6200	0.320	1.25	3.75	0.275	0.060
6250	0.375	1.125	4.625	0.3125	0.075
6300	0.375	1.187	5.50	0.3125	0.075
6400	0.375	1.250	6.25	0.3125	0.075

Strut



Part Number	Size	Gauge	Description	Material	Price (\$)
5000SH-316SS	1-5/8 x 1-5/8 in.	12	Slotted Holes	316SS	*
5000SH-304SS	1-5/8 x 1-5/8 in.	12	Slotted Holes	304SS	*

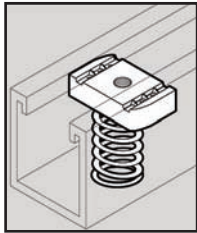
* Consult rep or factory for pricing.



Strut	12"	36"	304SS
Cut	18"	48"	Or
Lengths	24"	60"	316SS
	30"		



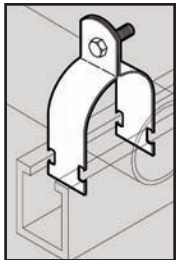
Channel Nuts (316 SS with 302 SS Spring)



Part Number	With Spring		Part Number	Without Spring	
	Size	Price/100 (\$)		Size	Price/100 (\$)
5911	1/4 in.	298.00	5901	1/4 in.	268.00
5912	5/16 in.	298.00	5902	5/16 in.	268.00
5913	3/8 in.	298.00	5903	3/8 in.	268.00
5914	1/2 in.	369.00	5904	1/2 in.	335.00
5915	5/8 in.	931.00	5905	5/8 in.	873.00
5916	3/4 in.	1,021.00	5906	3/4 in.	931.00

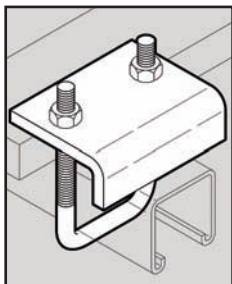
NOTE: Metric size's available, consult factory

2 Piece Pipe / Conduit Clamp with Hardware



Part Number	Pipe/ Rigid Conduit	Weight/ 100 (lbs)	Material	Price/100 (\$)
5050	1/2 in.	12	316 SS	350.00
5075	3/4 in.	15	316 SS	365.00
5100	1 in.	16	316 SS	385.00
5125	1-1/4 in.	19	316 SS	423.00
5150	1-1/2 in.	20	316 SS	525.00
5200	2 in.	24	316 SS	623.00
5250	2-1/2 in.	30	316 SS	697.00
5300	3 in.	34	316 SS	842.00
5350	3-1/2 in.	37	316 SS	1,045.00
5400	4 in.	41	316 SS	1,216.00
5500	5 in.	52	316 SS	1,484.00
5600	6 in.	56	316 SS	1,858.00
5800	8 in.	68	316 SS	2,243.00

Right Angle Beam Clamp for 1 5/8 x 1 5/8 Strut



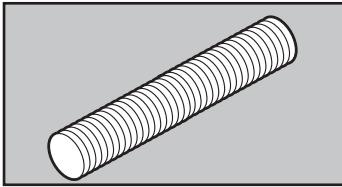
Part Number	Load Rating	Material	Price/100 (\$)
5990	1000 lb.	316 SS	1,918.00

1 5/8 x 3/4 Strut (Back to Back)

Part Number	Load Rating	Material	Price/100 (\$)
5990L	1000 lb.	316 SS	2,483.00

NOTE: Supplied complete with saddle and U-bolt with one nut per leg.


Threaded Rod



Part Number	Thread Size	Threads Per Inch	Design Load (lbs.)	Length (in.)	Material	Price Each (\$)
9701	1/4 in.	20	150	72	316 SS	15.00
9703	3/8 in.	16	610	72	316 SS	30.00
9704	1/2 in.	13	1,130	72	316 SS	61.00

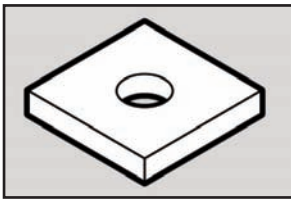
NOTE: Orders of less than 10 pieces will incur a \$10.00 packaging charge.

Rod Coupling



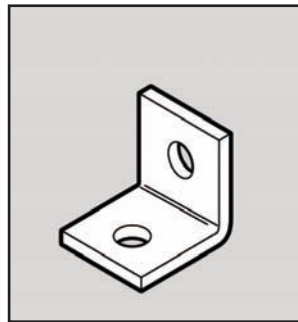
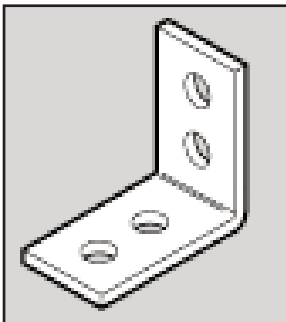
Part Number	Thread Size	Threads Per Inch	Design Load (lbs.)	Material	Price Each (\$)
9711	1/4 in.	20	240	316 SS	5.00
9713	3/8 in.	16	610	316 SS	6.00
9714	1/2 in.	13	1,130	316 SS	8.00

Square Washer



Part Number	Rod Size	Hole Diameter	Material	Price/100 (\$)
5970 - 1/4 in.	1/4 in.	11/32 in.	316 SS	308.00
5970 - 3/8 in.	3/8 in.	7/16 in.	316 SS	308.00
5970 - 1/2 in.	1/2 in.	9/16 in.	316 SS	308.00
5970 - 5/8 in.	5/8 in.	11/16 in.	316 SS	410.00
5970 - 3/4 in.	3/4 in.	13/16 in.	316 SS	410.00


90° Angles




Part Number	Description	Hole Diameter	Material	Price/100 (\$)
5971	2-Hole	9/16 in.	316 SS	1,103.00
5974	3-Hole (not shown)	9/16 in.	316 SS	1,594.00
5973	4-Hole	9/16 in.	316 SS	1,674.00

Plates


3 Hole Flat Angle




4 Hole Flat Angle



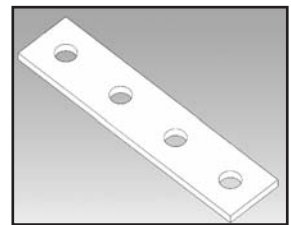
Cross Plate



Tee Plate

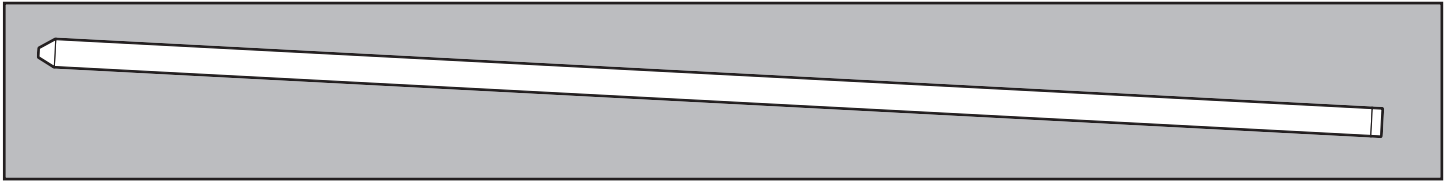


4 Hole Splice Plate



Part Number	Description	Hole Diameter	Material	Price/100 (\$)
5963	3-Hole Flat Angle	9/16 in.	316 SS	2,756.00
5964	4-Hole Flat Angle	9/16 in.	316 SS	3,498.00
5965	Cross Plate	9/16 in.	316 SS	5,088.00
5966	Tee Plate	9/16 in.	316 SS	3,604.00
5969	Splice Plate	9/16 in.	316 SS	2,756.00

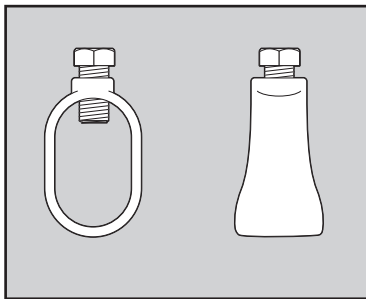
Grounding Rod



Part Number	Rod Size	Weight 100 (lbs.)	Length (ft.)	Material	Price
GR588	5/8 in.	8	8	304/316 SS	*
GR5810	5/8 in.	11	10	304/316 SS	*
GR348	3/4 in.	12	8	304/316 SS	*
GR3410	3/4 in.	15	10	304/316 SS	*
GR18	1 in.	22	8	304/316 SS	*
GR110	1 in.	27	10	304/316 SS	*

*Consult rep. or factory for pricing.

Ground Rod Clamp

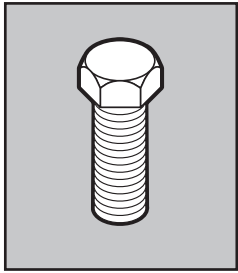


Part Number	Rod Size	Weight 100 (lbs.)	Material	Price
GRC625	5/8 in.	10	304/316 SS	*
GRC75	3/4 in.	12	304/316 SS	*
GRC100	1 in.	48	304/316 SS	*

*Consult rep. or factory for pricing.



Hex Head Cap Screw

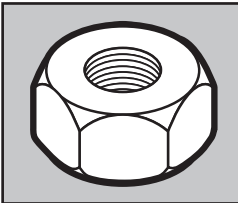


NOTE: When ordering 9000 Series hardware, please state part no. and size. Example - 9905, 3/8" x 1-1/2"

Part Number	Diameter x Length (In.)	Material	Price/100 (\$)
9905	1/4 x 3/4	316 SS	52.00
9905	1/4 x 1	316 SS	56.00
9905	1/4 x 1-1/4	316 SS	72.00
9905	1/4 x 1-1/2	316 SS	92.00
9905	1/4 x 2	316 SS	114.00
9905	3/8 x 3/4	316 SS	103.00
9905	3/8 x 1	316 SS	121.00
9905	3/8 x 1-1/4	316 SS	147.00
9905	3/8 x 1-1/2	316 SS	185.00
9905	3/8 x 2	316 SS	227.00
9905	1/2 x 3/4	316 SS	269.00
9905	1/2 x 1	316 SS	292.00
9905	1/2 x 1-1/4	316 SS	313.00
9905	1/2 x 1-1/2	316 SS	337.00
9905	1/2 x 2	316 SS	361.00

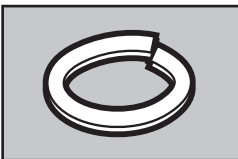
Various Other Sizes Available.
Consult Factory.

Hex Nut



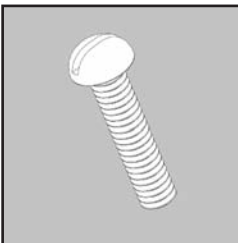
Part Number	Size	Pitch	Material	Price/100 (\$)
9901 - 1/4	1/4 in.	20	316 SS	32.00
9901 - 5/16	5/16 in.	18	316 SS	49.00
9901 - 3/8	3/8 in.	16	316 SS	60.00
9901 - 1/2	1/2 in.	13	316 SS	114.00
9901 - 5/8	5/8 in.	11	316 SS	198.00
9901 - 3/4	3/4 in.	10	316 SS	361.00
9901 - 7/8	7/8 in.	9	316 SS	497.00
9901 - 1	1 in.	8	316 SS	810.00

Lock Washer



Part Number	Size	Material	Price/100 (\$)
9921 - 1/4	1/4 in.	316 SS	15.00
9921 - 5/16	5/16 in.	316 SS	23.00
9921 - 3/8	3/8 in.	316 SS	30.00
9921 - 1/2	1/2 in.	316 SS	57.00
9921 - 5/8	5/8 in.	316 SS	126.00

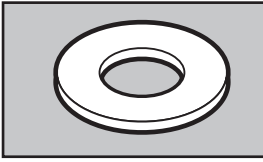
Slotted Machine Screw



Part Number	Diameter x Length (In.)	Material	Price/100 (\$)
9905M	1/4 x 1	316 SS	56.00
9905M	1/4 x 1-1/4	316 SS	72.00
9905M	1/4 x 1-1/2	316 SS	92.00
9905M	1/4 x 2	316 SS	114.00

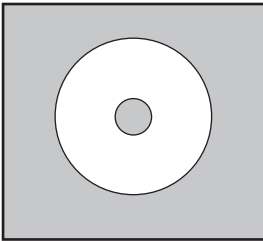
NOTE: When ordering 9000 Series hardware, please state part no. and size. Example - 9905M 1/4" x 1"

Flat Washer



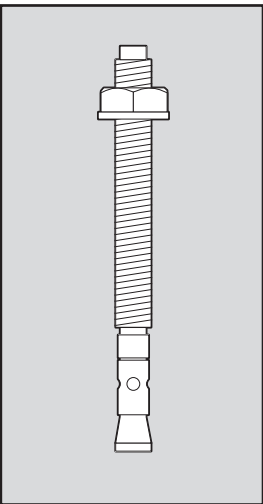
Part Number	Size	Material	Price/100 (\$)
9920 - 1/4	1/4 in.	316 SS	35.00
9920 - 5/16	5/16 in.	316 SS	42.00
9920 - 3/8	3/8 in.	316 SS	46.00
9920 - 1/2	1/2 in.	316 SS	103.00
9920 - 5/8	5/8 in.	316 SS	158.00

Fender Washers



Part Number	Size	Material	Price/100 (\$)
9920F - 1/4 x 1	1/4 x 1 in.	316 SS	49.00
9920F - 1/4 x 1-1/4	1/4 x 1-1/4 in.	316 SS	86.00
9920F - 3/8 x 1	3/8 x 1 in.	316 SS	54.00
9920F - 3/8 x 1-1/4	3/8 x 1-1/4 in.	316 SS	68.00
9920F - 1/2 x 1-1/2	1/2 x 1-1/2 in.	316 SS	108.00

Wedge Anchors



Part Number	Size	Material	Price/100 (\$)
9400WA - 1/4 x 1-3/4	1/4 x 1-3/4 in.	316 SS	218.00
9400WA - 1/4 x 2-1/4	1/4 x 2-1/4 in.	316 SS	240.00
9400WA - 1/4 x 3-1/4	1/4 x 3-1/4 in.	316 SS	260.00
9400WA - 3/8 x 2-1/4	3/8 x 2-1/4 in.	316 SS	350.00
9400WA - 3/8 x 3-3/4	3/8 x 3-3/4 in.	316 SS	475.00
9400WA - 3/8 x 5	3/8 x 5 in.	316 SS	520.00
9400WA - 1/2 x 2-3/4	1/2 x 2-3/4 in.	316 SS	650.00
9400WA - 1/2 x 3-3/4	1/2 x 3-3/4 in.	316 SS	785.00
9400WA - 1/2 x 5	1/2 x 5 in.	316 SS	1,075.00



Conduit

Part Number	Size	Threads	Inside Diameter	Outside Diameter	Wall Thickness	Length w/o Coupling	Material	Price
CND50	½ in.	14	0.622	0.84	0.104	9-11 ¼	316 SS / 304 SS	*
CND75	¾ in.	14	0.824	1.05	0.107	9-11 ¼	316 SS / 304 SS	*
CND100	1 in.	11 ½"	1.049	1.31	0.126	9-11	316 SS / 304 SS	*
CND125	1-¼ in.	11 ½"	1.380	1.660	0.140	9-11	316 SS / 304 SS	*
CND150	1-½ in.	11 ½"	1.610	1.90	0.138	9-11	316 SS / 304 SS	*
CND200	2 in.	11 ½"	2.067	2.37	0.146	9-11	316 SS / 304 SS	*
CND250	2-½ in.	8	2.469	2.87	0.193	9-10 ½	316 SS / 304 SS	*
CND300	3 in.	8	3.068	3.50	0.205	9-10 ½	316 SS / 304 SS	*
CND400	4 in.	8	4.026	4.50	0.225	9-10 ¾	316 SS / 304 SS	*

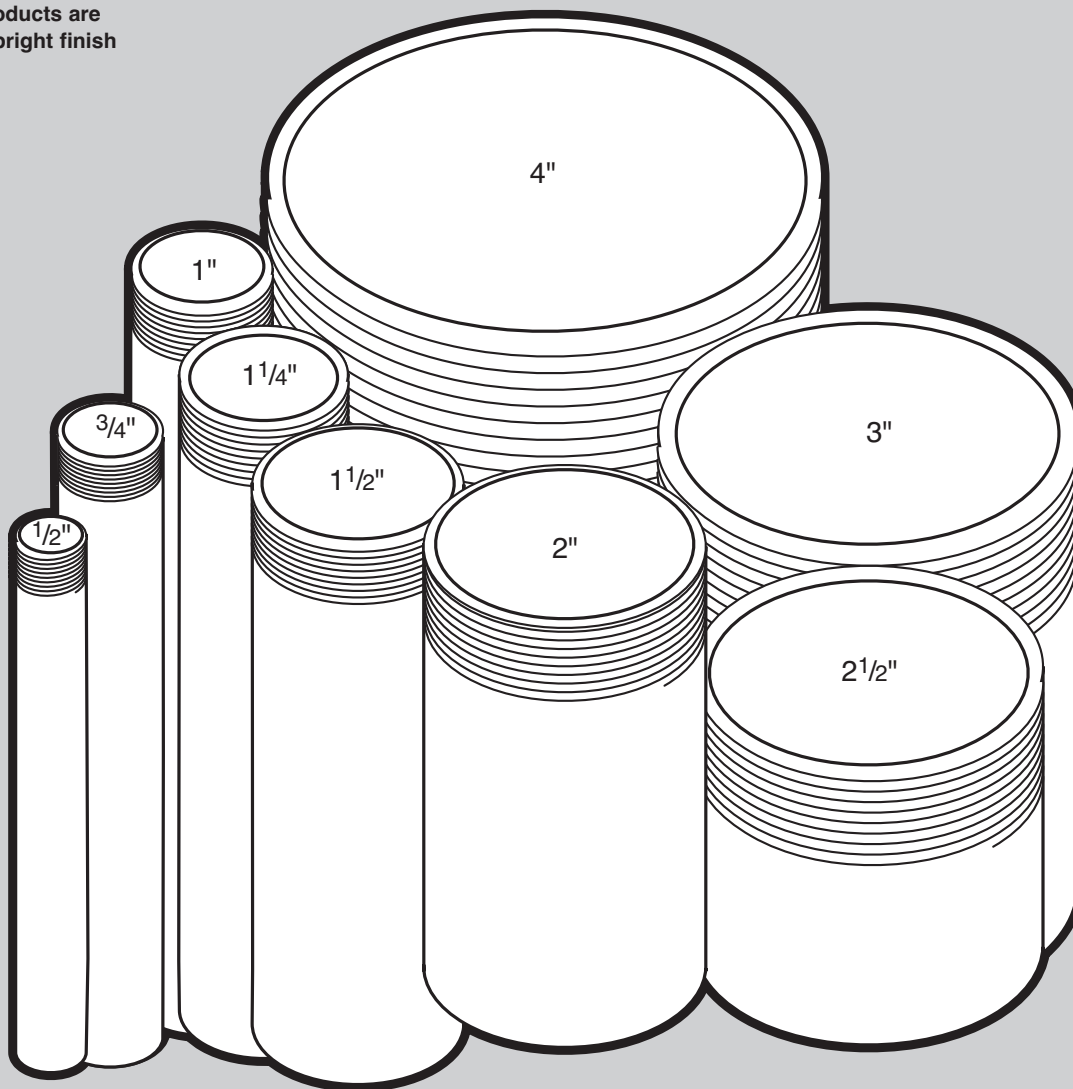
*Consult rep. or factory for pricing.

**NEW
SIZE
AVAILABLE
SOON**



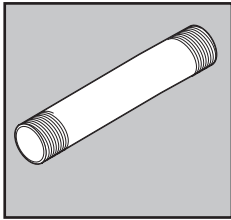
CONDUIT AVAILABLE IN 304 SS and 316 SS

All conduit products are polished to a bright finish



Custom conduit lengths are also available from Gibson Stainless. Provide us with your sizes and we will custom thread your conduit with lead times of normally 2-3 business days.

Conduit Nipples



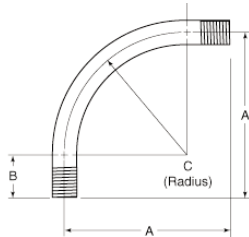
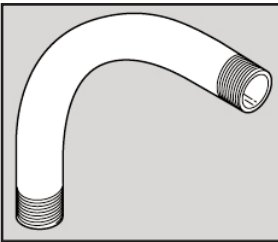
Part Number	Size	2"	2-1/2"	3"	3-1/2"	4"	5"	6"	8"	10"	12"
NIP50	1/2 in.										
NIP75	3/4 in.										
NIP100	1 in.										
NIP125	1-1/4 in.										
NIP150	1-1/2 in.										
NIP200	2 in.	N/A									

Available in 316SS & 304SS
Custom lengths available; consult factory.

NEW SIZE AVAILABLE SOON

*Consult rep. or factory for pricing.

Standard Radius Elbow



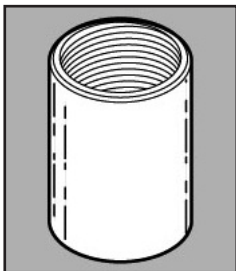
NEW SIZE AVAILABLE SOON



Part Number	Size	Centerline Radius "R"	Offset "A"	Straight End "B"	Material	Price
ELB50	1/2 in.	4.00	6.50	2.12	316 SS / 304 SS	*
ELB75	3/4 in.	4.50	7.25	2.75	316 SS / 304 SS	*
ELB100	1 in.	5.75	8.63	2.88	316 SS / 304 SS	*
ELB125	1-1/4 in.	7.50	10.75	3.25	316 SS / 304 SS	*
ELB150	1-1/2 in.	8.25	11.63	3.38	316 SS / 304 SS	*
ELB200	2 in.	9.50	13.31	3.81	316 SS / 304 SS	*

*Consult rep. or factory for pricing.

Coupling



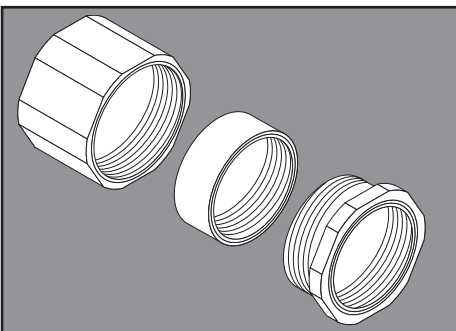
Part Number	Size	Length	Material	Price each(\$)	Material	Price each(\$)
CPL50	1/2 in.	1.625	316 SS	29.00	304 SS	23.00
CPL75	3/4 in.	1.650	316 SS	35.00	304 SS	27.00
CPL100	1 in.	2.000	316 SS	54.00	304 SS	43.00
CPL125	1-1/4 in.	2.065	316 SS	*	304 SS	*
CPL150	1-1/2 in.	2.063	316 SS	91.00	304 SS	67.00
CPL200	2 in.	2.125	316 SS	113.00	304 SS	91.00
CPL250	2-1/2 in.	3.188	316 SS	169.00	304 SS	150.00
CPL300	3 in.	3.313	316 SS	270.00	304 SS	235.00
CPL400	4 in.	3.516	316 SS	417.00	304 SS	343.00

NEW SIZES AVAILABLE SOON



Note: When ordering coupling please state material. *Consult rep. or factory for pricing.

Three Piece Coupling



Part Number	Size	Material	Price/each (\$)
TPC75	3/4 in.	316 SS	78.00
TPC100	1 in.	316 SS	86.00

High Strength

Fast Delivery

Reliability

Low Maintenance

Cost-Effective

Corrosion Resistant

Customer Service



GIBSON STAINLESS
& SPECIALTY INC

PO Box 847 * Greensburg, PA 15601-0847 * Phone (724) 838-8320 * Fax (724) 838-1544

www.gibsonstainless.com